

Leader in the Manufacturing of
Cleanroom and Healthcare Gloves



Riverstone Holdings Limited
2QFY2015 Results Briefing
5 August 2015

RS

RS

RS

Disclaimer

This presentation may contain forward looking statements that involve risks and uncertainties. Actual future performance, outcomes and results may differ materially from those expressed in forward looking statements as a result of a number of risks, uncertainties and assumptions. Representative examples of these factors include (without limitation) general industry and economic conditions, interest rate trends, cost of capital and capital availability, competition from other companies, shifts in customer demands, customers and partners, changes in operating expenses, including employee wages, benefits and training, governmental and public policy changes and the continued availability of financing in the amounts and the terms necessary to support future business. You are cautioned not to place undue reliance on these presentation and the information contain therein, which are based on current view of management on future events.

Without prejudice to or derogating from the generality of the foregoing, no representation or assurance is given by Riverstone that this presentation contain all information that an investor may require. To the extent permitted by applicable law, Riverstone or its related persons (and their respective directors, associates, connected persons and/or employees) shall not be liable in any manner whatsoever for any consequences (including but not limited to any direct, indirect or consequential losses, loss of profits and damages) arising from the reliance or use of the information contain in this presentation.

Investors are advised to make their own independent evaluation from this presentation, consider their own individual investment objectives, financial situation and particular needs and consult their own professional and financial advisers as the legal, business, financial, tax and other aspects as investors may regard as relevant.

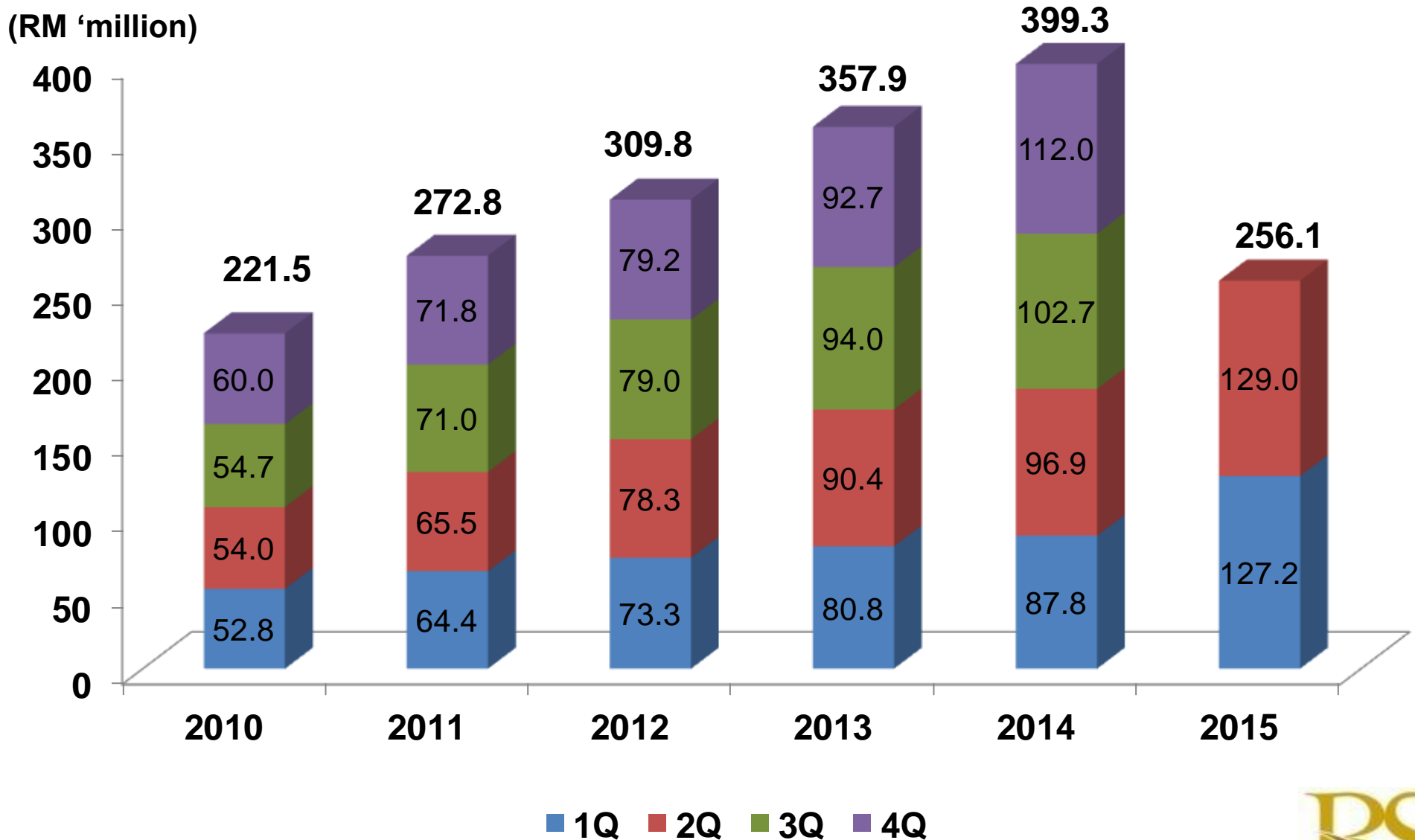


Group Financial Highlights 2QFY2015 and 1HFY2015

Results Overview

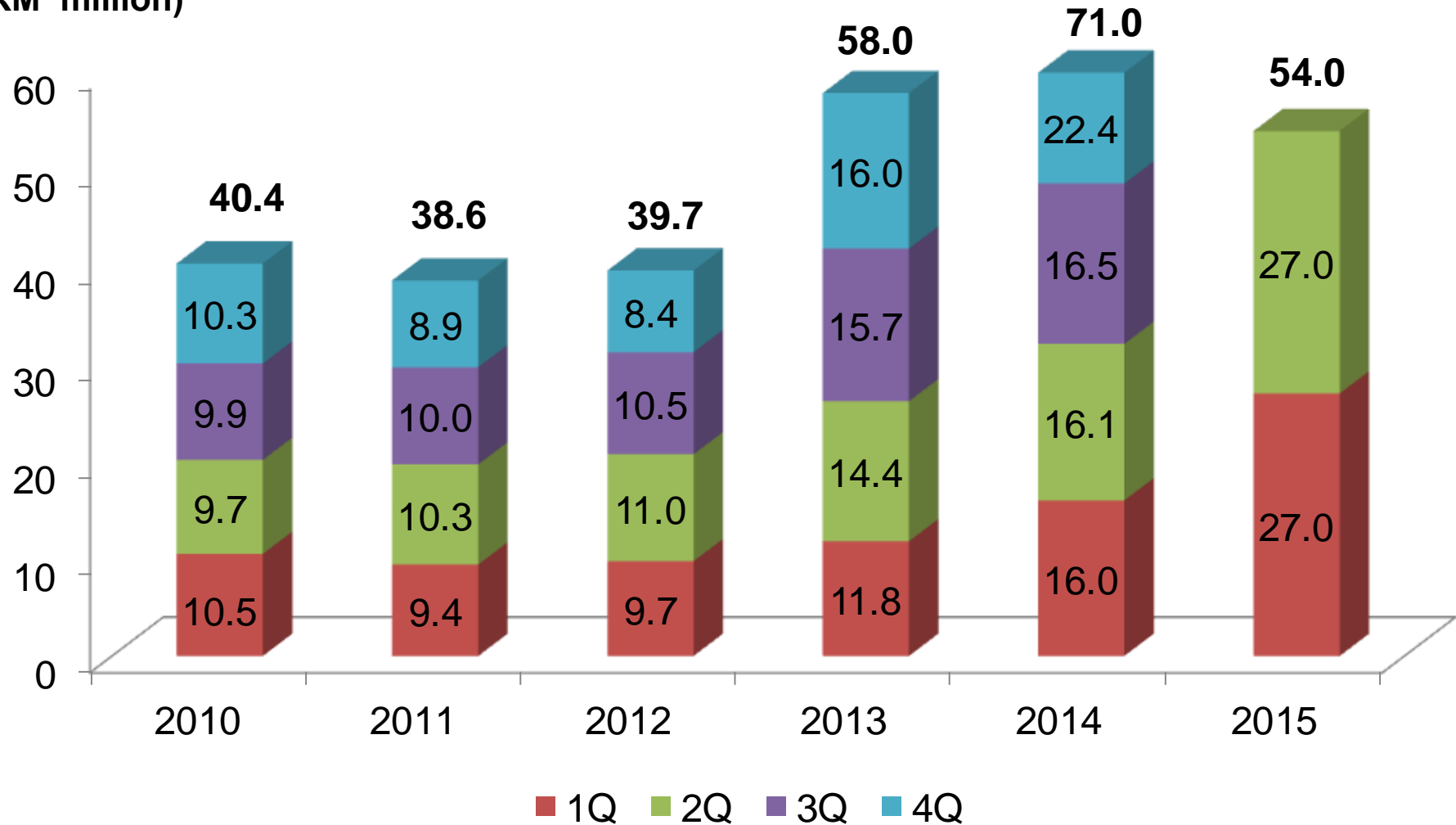
- **Revenue increased 33.2% yoy to RM129.0 million for 2QFY2015**
 - Growing revenue from RM127.2 million in 1QFY2015 or 1.4%
 - 1HFY2015: RM256.1 million (1HFY2014: RM184.7 million) or 38.7%
- **Net profit increased 68.1% yoy to RM27.0 million for 2QFY2015**
 - Maintenance of net profit of RM27.0 million in 1QFY2015
 - 1HFY2015: RM54.0 million (1HFY2014: RM32.1 million) or 68.4%
- **Continues to generate positive operating free cash flow of RM27.4 million for 2QFY2015 and RM53.7 million for 1HFY2015**
- **Net cash position of RM95.9 million with zero debt**
- **Board of Directors declares interim dividend of 2.40 sen (RM) per share**

Growing Revenues



Net Profit Growth

(RM 'million)



Strong and Healthy Balance Sheet

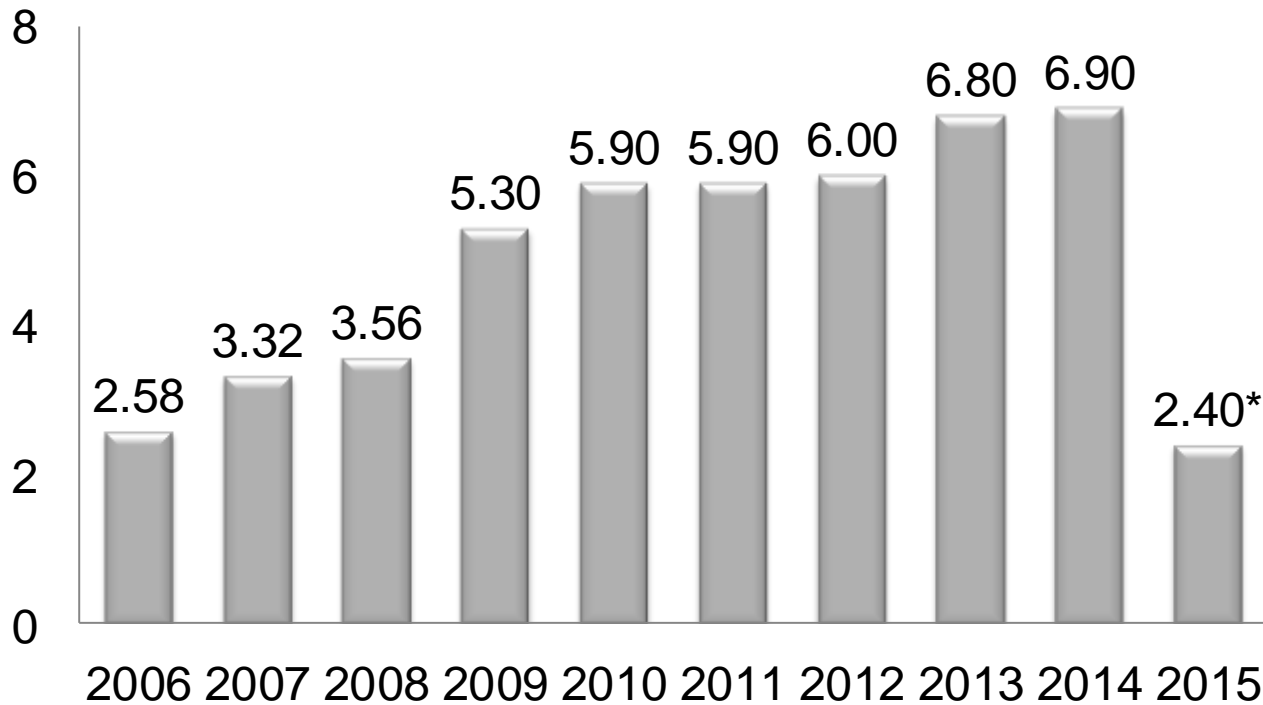


Year End 31 Dec	As at 30 Jun 2015 (RM'000)	As at 31 Dec 2014 (RM'000)
Net cash and cash equivalents	95,914	79,432
Total borrowings	0	0
Net cash flow from operating activities	27,445 (2QFY2015)	25,151 (2QFY2014)
Shareholders equity	412,834	371,552
Net assets (RM Sen per share)	111.41	100.27
Return on equity (“ROE”)	26.0%* (1HFY2015)	17.3% (1HFY2014)

Consistent Dividends since IPO



Dividend Declared (RM Sen/ Share)



Dividend Payout Ratio

FY2014: 36.1%
FY2013: 43.5%
FY2012: 53.9%
FY2011: 49.2%
FY2010: 46.4%
FY2009: 53.5%^
FY2008: 45.7%
FY2007: 45.0%
FY2006: 35.5%

^ including a special 1 sen tax-exempt dividend

* An interim tax-exempt dividend of 2.40 sen (2Q2014: 2.35 sen) (RM) per ordinary share for FY2015 has been approved by the Board.

Outlook, Growth Plans & Key Challenges



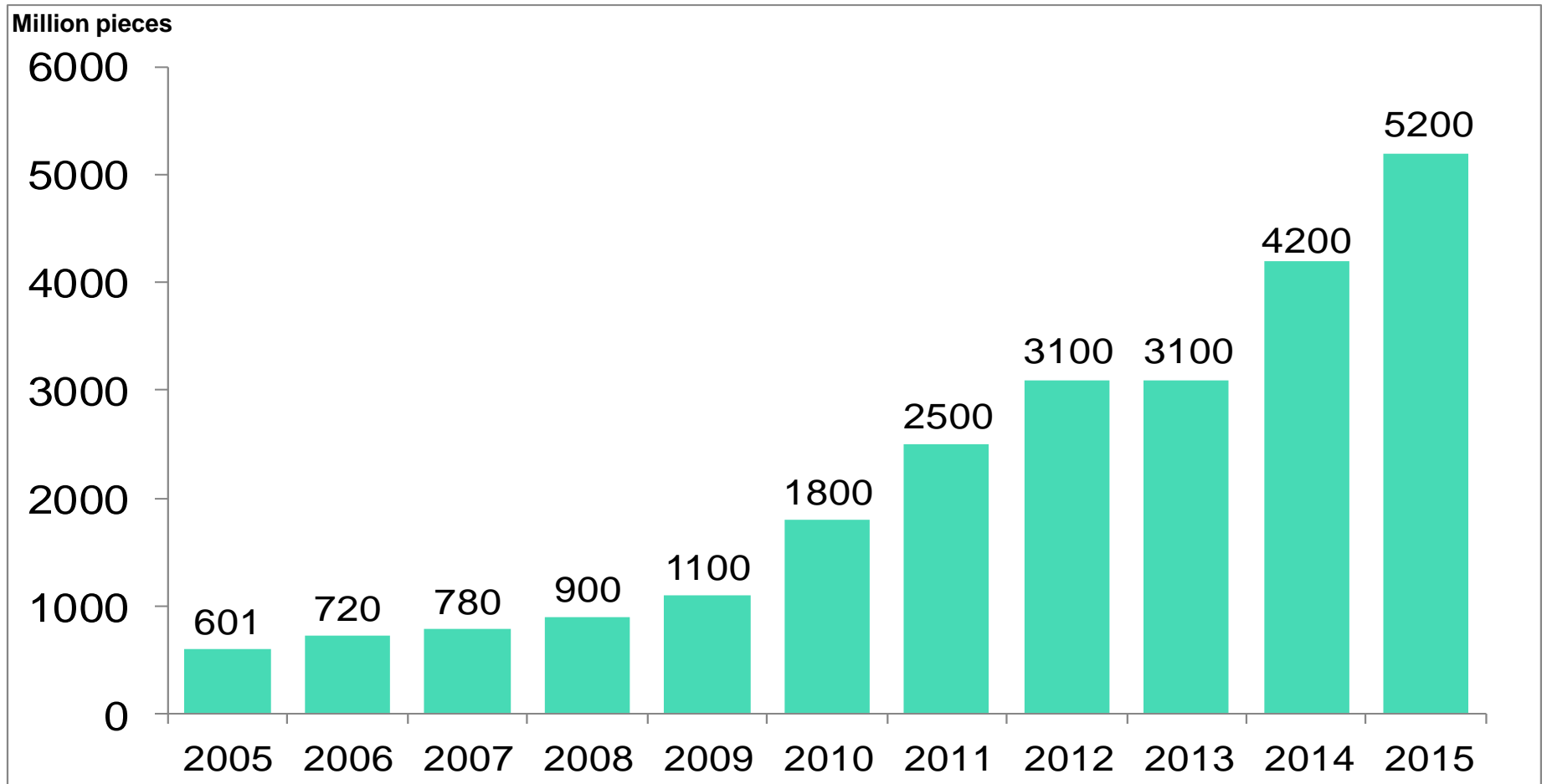
Outlook

- **Second phase expected to be completed by 3QFY2015; Acceleration of Phase 2 to meet increased demands from new and existing customers**
- **Additional 1 billion gloves to annual production capacity will be fully committed upon completion**
- **Strong demand for cleanroom gloves for manufacturers of tablets and mobile devices**
- **Continue to tap on fast-growing market for healthcare gloves**
- **At least 20% annual growth in volume**

Expansion Plan



No. of gloves at the end of each year



Key Challenges



Challenge	Action
1) Competition	Cleanroom: New product for cleanroom mobile/tablet New marketing strategy (Cleancare & A Clean) Healthcare : Focus on customize and premium product
2) Increase in cost such as raw material & labour etc.	<ul style="list-style-type: none">- Automation- Improve productivity by Lean process and six sigma- Reduce changeover time by install additional line- Price adjustment



RIVERSTONE HOLDINGS LIMITED

“Greater opportunity to Grow”

“Growth is Sustainable”

“Risk can be mitigated”

Thank You

Q & A





RIVERSTONE HOLDINGS LIMITED



Thank You

Media & IR Contacts:

Tok Chong Yap

Senior Consultant

chongyap@financialpr.com.sg

Tel: (65) 6438 2990

Fax: (65) 6438 0064

Stephanie Chong

Senior Associate

stephanie@financialpr.com.sg